RIBA Product Selector: Mobile Microsite

RIBA Product Selector Package clients are entitled to a QR code on their technical page in the directory, which is linked to their own mobile-optimised microsite developed by RIBA Insight.

This factsheet provides details of how you can download unique QR codes to promote your microsite, and manage your microsite content via 'My Account'.

Download your QR code

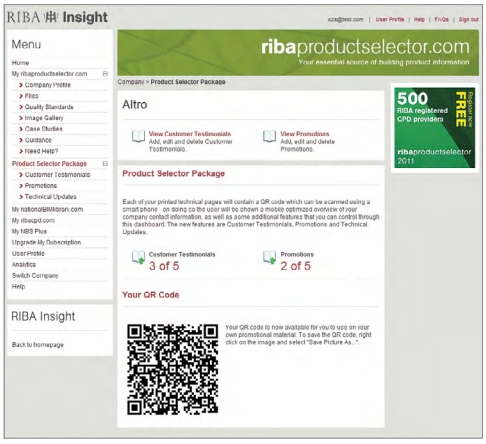

Log into your account and click on the 'Product Selector Package' link in the left-hand menu. You'll be able to download your QR code for use on your own marketing literature, presentations and at events to provide 24/7 access to your microsite. Downloading your QR code will only be possible once you have added at least one promotion or testimonial.

Use customer testimonials to your advantage

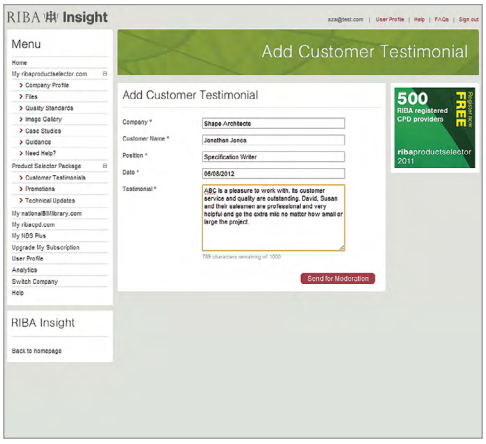

Add additional weight and reassurance to your profile by including customer testimonials, either through the 'Product Selector Package' page or by visiting the Customer testimonials sub-menu item under 'Product Selector Package'. You can have up to five testimonials on your microsite.

To add a customer testimonial, simply click on the 'Add a Customer Testimonial' link at the top of the page and enter testimonial details.

Encourage sales through promotions

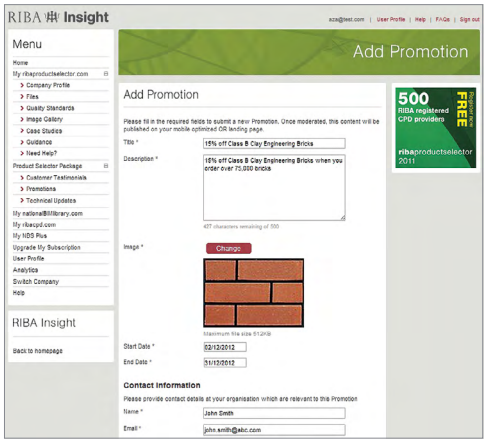

The 'My Account' section also enables you to set up and monitor your own promotions, either by visiting the 'Product Selector' page or by clicking on the 'Promotions' sub-menu item under 'Product Selector Package'. You can have up to five promotions on your mobile company profile.

Creating a promotion is quick and easy through the 'Add a promotion' link at the top of the page, which will prompt you to fill in the details of your promotion including an image and promotion end date.

You could also take this opportunity to ensure all of your details on ribaproductselector.com are up-to-date. Remember to visit the Guidance section of the RIBA Product Selector area in 'My Account' for additional guidance documents.